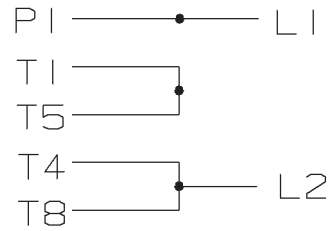
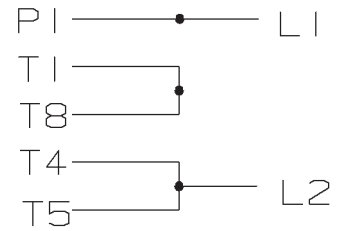


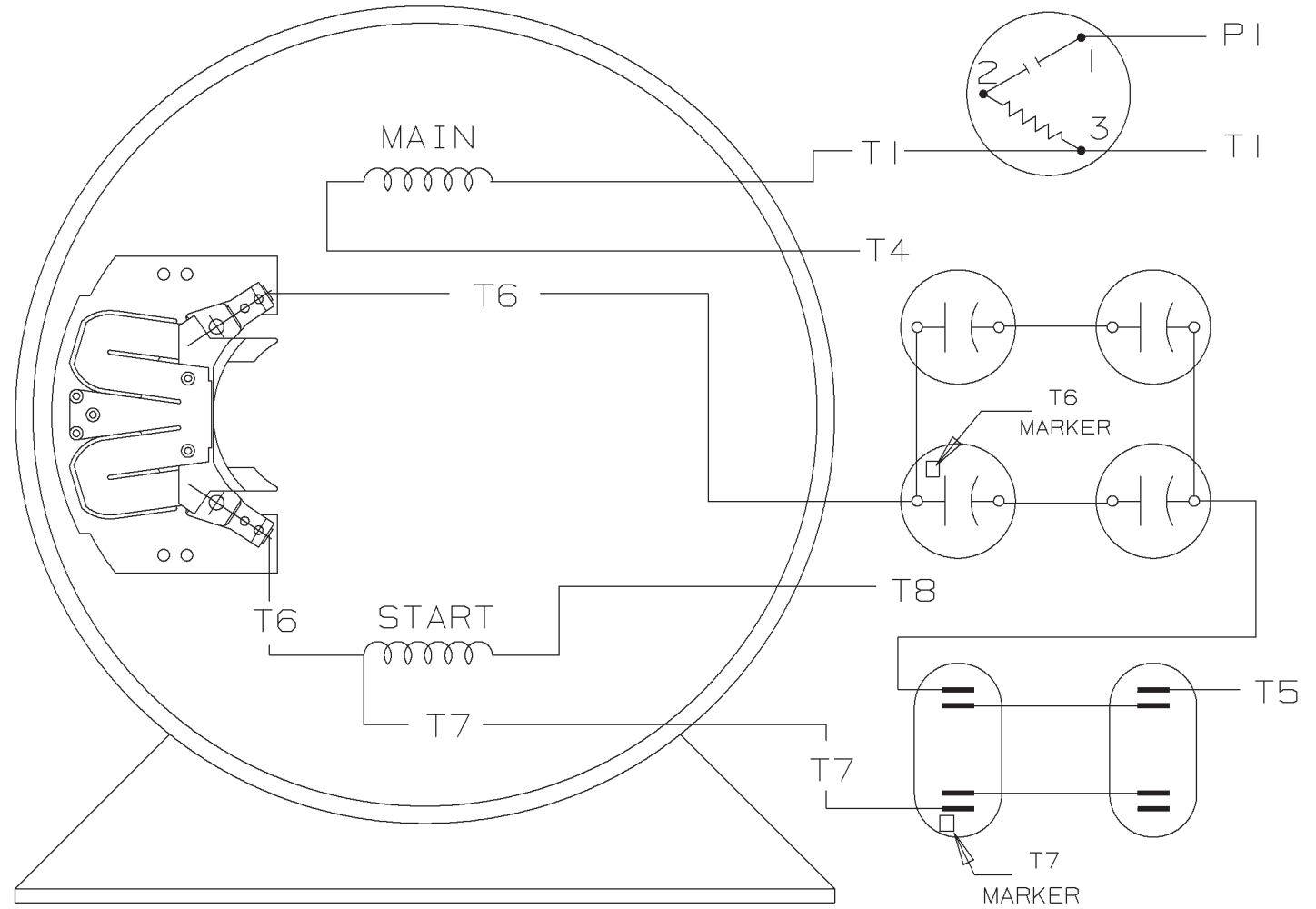
C.W. ROTATION



C.C.W. ROTATION



CONNECT:
START CAPACITORS IN SERIES -
PARALLEL.
RUN CAPACITORS IN PARALLEL



SINGLE VOLTAGE
CAPACITOR START
CAPACITOR RUN
REVERSIBLE

VIEW OF TERMINAL END

				✓ MAX. SURFACE ROUGHNESS UNLESS NOTED OTHERWISE	UNLESS OTHERWISE SPECIFIED DIMENSIONS ARE IN INCHES TOL. ON XX± XXX±.005 XXXX±.0005 ANGLES±			
				MATL SPEC	180 - 210 SWITCH		DRAWN BY GK	11-01-1986
				FINISH			CHKD BY ML	11-01-1986
1		11-04-1986	NEW DRAWING	REFERENCE DRW.			WAUSAU, WISCONSIN 54401	
REV	DATE	CHANGE		NAME	PART NAME CONNECTION DIAGRAM			DRWG NO A-EE9048LN

SHOP BOOK

PURCHASED

DISTRIBUTION - WA - LB - WP - LM - BR

CADD FILE NO.

EE9048LN